

PMEX UPDATE

WTI 79.92 0.11% RISK	BUY		
	Entry	Stoploss	Take Profit
	79.66 - 79.74	78.97	80.5 - 80.9

The scrip is trading above its 200DMA. The RSI resides at 51.

GOLD 1,943.45 0.18% RISK	BUY		
	Entry	Stoploss	Take Profit
	1942 - 1942.66	1,934.0	1951 - 1958.15

Gold is demonstrating a strong bullish momentum.

PLATINUM 950.8 0.03% RISK	BUY		
	Entry	Stoploss	Take Profit
	943.83 - 945.75	937.04	956.54 - 960

The bullish trenline is still intact, and the momentum is still bullish, we anticipate the scrip to further rally.

COPPER 3.80 0.34% RISK	SELL		
	Entry	Stoploss	Take Profit
	3.8161 - 3.8067	3.85	3.7696 - 3.7385

Copper is struggling to break its 4H 200MA resistance, price might fall for a correction. Overall it is risky to trade at the moment

DOW 34,422 0.13% RISK	BUY		
	Entry	Stoploss	Take Profit
	34400 - 34430	34,258	34540 - 34650

Price is at a buy level on the Daily timeframe and on the lower timeframes bullish momentum is building up. Enter through confirmation

BRENT 83.92 -0.04% RISK	BUY		
	Entry	Stoploss	Take Profit
	83.75 - 83.79	83.05	84.66 - 84.95

The scrip is trading above its 200DMA. The RSI resides at 51

GAS 2.74 2.54% RISK	SELL		
	Entry	Stoploss	Take Profit
	2.735 - 2.73	2.78	2.7 - 2.67

Price has opened with a huge gap, it is recommended to wait for price to set a clear price action before entering

SILVER 24.24 0.03% RISK	BUY		
	Entry	Stoploss	Take Profit
	24.132 - 24.217	23.92	24.443 - 24.632

Price is currently consolidating on 4H Supply area but we are anticipating the price to break this area and further continue its bullish trend.

COTTON 87.65 0.37% RISK	BUY		
	Entry	Stoploss	Take Profit
	87.13 - 87.32	86.79	88.09 - 88.85

Cotton is demonstrating strong Bullish momentum

S&P 500 4,417 0.06% RISK	BUY		
	Entry	Stoploss	Take Profit
	4412 - 4415	4,390	4439 - 4469

S&P is demonstrating a strong bearish momentum

* The risk meter is the graphical representation of the probability of the success of the trading signal.

PMEX UPDATE

NASDAQ 14,985 	BUY		
	Entry	Stoploss	Take Profit
	14954 - 14966	14,859	15101 - 15195
NASDAQ has a clear "Left side imbalance" due to which price is anticipated to rally.			

USD-JPY 146.38 	SELL		
	Entry	Stoploss	Take Profit
	146.66 - 146.38	147.13	145.94 - 145.76
The price has reached its Weekly Supply level and a strong correction is anticipated, whereas while looking at the trend of this pair, it is consolidating. HENCE IT IS VERY RISKY TO TRADE			

EUR-USD 1.0808 	BUY		
	Entry	Stoploss	Take Profit
	1.08 - 1.081	1.0772	1.085 - 1.086
Price has arrived at its Daily Demand level but the bearish trendline is still intact with an anticipation to break that trendline. Enter through confirmation			

GBP-USD 1.2605 	BUY		
	Entry	Stoploss	Take Profit
	1.259 - 1.26	1.2554	1.265 - 1.266
GBPUSD is consolidating on the lower timeframes with a bullish anticipation.			

* The risk meter is the graphical representation of the probability of the success of the trading signal.

Major Headlines

Oil marginally lower as global economic concerns loom

Oil prices were marginally lower on Monday as investors stayed fretful over the pace of economic growth in China, and the prospect of further U.S. interest rate hikes that could dampen fuel demand. Brent crude fell 8 cents, or 0.1%, to \$84.40 a barrel by 0330 GMT, while U.S. West Texas Intermediate crude was at \$79.78 a barrel, down 5 cents, also 0.1%. [see more...](#)

Gold treads water as Fed fears persist, more data awaited

Gold prices moved little on Monday as markets digested hawkish yet reiterative comments from the Federal Reserve, with a slew of major economic readings on tap this week. Fed Chair Jerome Powell had warned on Friday that U.S. interest rates could still rise further to curb sticky inflation- [see more...](#)

Stock market today: Dow in second weekly loss despite ending higher as yields jump

The Dow posted a second-weekly loss despite closing higher Friday as tech rebounded following a dip intraday after Federal Reserve chairman Jerome Powell signaled there was still more work to do to curb inflation. The Dow Jones Industrial Average gained 0.7%, 247 points, Nasdaq was up 0.9%, and the S&P 500 rose 0.7% higher. The S&P 500 and Nasdaq snapped [see more...](#)

USD/JPY consolidates its gains around 146.50 on the Fed's Powell hawkish stance

The USD/JPY pair consolidates its recent gains below the mid-146.00s during the early Asian session on Monday. The pair trades close to the highest level since November 2022 of 146.62, which was reached on Friday. [see more...](#)

EUR/USD Price Analysis: Pair retraces recent losses, plods above 1.0800

EUR/USD hovers above 1.0800 psychological level during the Asian session on Monday. The pair experiences upward pressure due to European Central Bank's (ECB) policymakers defending their hawkish stance at the Jackson Hole Symposium. ECB President Christine Lagarde highlighted the importance of [see more...](#)

GBP/USD trades with modest gains around 1.2600 on softer USD, lacks bullish conviction

The GBP/USD pair gains some positive traction on the first day of a new week and moves away from its lowest level since June 13, around the 1.2550-1.2545 region touched on Friday. Spot prices retake the 1.2600 [see more...](#)

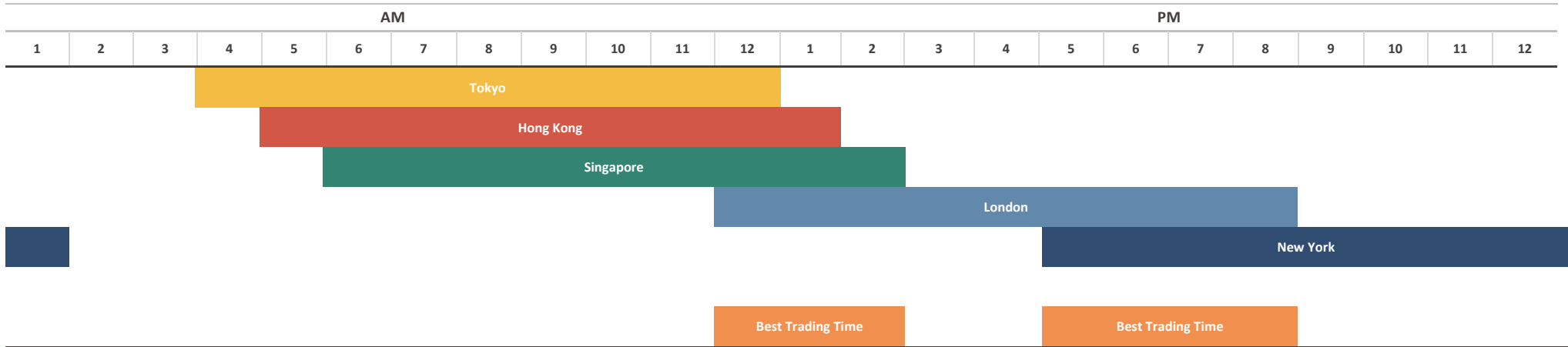
ECONOMIC CALENDAR

Event	Dates	Time	Currency	Importance	Actual	Forecast	Previous
United Kingdom - Bank Holiday	28-Aug-23	All Day					
CB Consumer Confidence (Aug)	29-Aug-23	7:00 PM	USD	High Volatility		116	117
ADP Nonfarm Employment Change (Aug)	30-Aug-23	5:15 PM	USD	High Volatility		195K	324K
GDP (QoQ) (Q2)	30-Aug-23	5:30 PM	USD	High Volatility		2.40%	2.00%
Pending Home Sales (MoM) (Jul)	30-Aug-23	7:00 PM	USD	High Volatility		-0.10%	0.30%
Crude Oil Inventories	30-Aug-23	7:30 PM	USD	High Volatility		-2.921M	-6.135M
Manufacturing PMI (Aug)	31-Aug-23	6:30 AM	CNY	High Volatility		49.5	49.3
CPI (YoY) (Aug)	31-Aug-23	2:00 PM	EUR	High Volatility		5.10%	5.30%
Core PCE Price Index (YoY) (Jul)	31-Aug-23	5:30 PM	USD	High Volatility		4.20%	4.10%
Core PCE Price Index (MoM) (Jul)	31-Aug-23	5:30 PM	USD	High Volatility		0.20%	0.20%
Initial Jobless Claims	31-Aug-23	5:30 PM	USD	High Volatility		235K	230K
Average Hourly Earnings (MoM) (Aug)	01-Sep-23	5:30 PM	USD	High Volatility		0.30%	0.40%
Nonfarm Payrolls (Aug)	01-Sep-23	5:30 PM	USD	High Volatility		170K	187K
Unemployment Rate (Aug)	01-Sep-23	5:30 PM	USD	High Volatility		3.50%	3.50%
ISM Manufacturing PMI (Aug)	01-Sep-23	7:00 PM	USD	High Volatility		46.6	46.4
ISM Manufacturing Prices (Aug)	01-Sep-23	7:00 PM	USD	High Volatility		43.5	42.6

Source: Investing.com

FOREX MARKETS' STATISTICS

Forex Market Hours

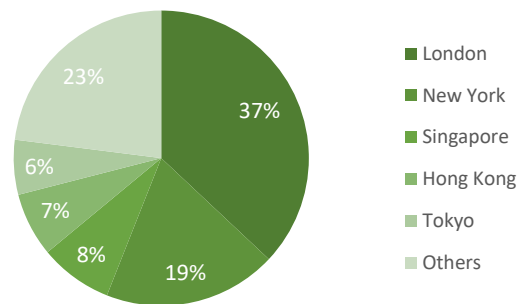


Note: This chart shows the normal forex trading times of all the major forex trading centers across the globe in Pakistan Standard Time.

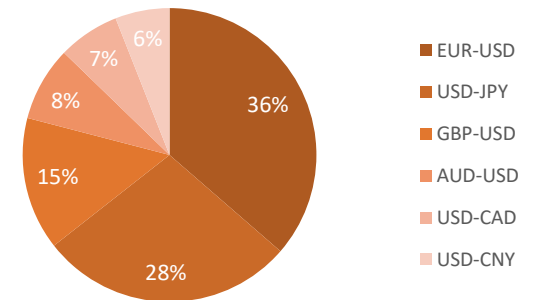
Forex Turnover by Counterparty



Markets' Share in Total Forex Turnover



Most Traded Currency Pairs



Sources: ACPL Research, Forexmarkethours, Dailyfx, Ig

DISCLAIMER

This report has been prepared by Abbasi and Company (Private) Limited and is provided for information purposes only. Abbasi and Company (Private) Limited (ACPL) is engaged in brokerage business of commodities futures in Pakistan and to provide the trading/ execution facility on Pakistan Mercantile Exchange (PMEX). There is risk of loss in trading in derivatives (futures). The author, directors and other employees of Abbasi and Company (Private) Limited and its affiliates cannot be held responsible for any loss in trading. Futures; futures on margin carries a high level of risk and may not be suitable for all investors. The high degree of leverage can work against the investor/ traders. Before deciding to invest in Commodity derivatives, you should carefully consider your investment objectives, level of experience, and risk appetite. The possibility exists that you could sustain a loss of some or all of your initial investment and therefore you should not invest money that you cannot afford to lose. You should be aware of all the risks associated with futures trading in commodities and other financial products. We take no responsibility for any loss made in investment on any instruments through us. In any event Abbasi and Company (Private) Limited, its affiliates, agents will not be liable to anyone for any decision made or action taken for investment/trading. Abbasi and Company (Private) Limited, its affiliates, directors and employees cannot be held responsible for any loss in trading due to any problem in connectivity; failure of system; technical problem in the software or any other reason whatever. All the reports/ recommendations/ trading calls/ opinions are advisory in nature and contains the opinions of the author, which are not to be construed as investment advices. The author, directors and other employees of Abbasi and Company (Private) Limited and its affiliates cannot be held responsible for the accuracy of the information presented herein or for the results of the positions taken based on the opinions expressed in the reports/ views from Abbasi and Company (Private) Limited. All the views/ recommendations/ trading calls and opinions are based on the information, which are believed to be accurate and no assurance can be given for the accuracy of these information.

Derivatives trading involve substantial risk. The valuation of the underlying may fluctuate, and as a result, clients may lose their entire original investment. In no event should the content of this research report be construed as an express or an implied promise, guarantee or implication by, or from, Abbasi and Company (Private) Limited that you will profit or that losses can, or will be, limited in any manner whatsoever. Past results are no indication of future performance. The information provided in this report is intended solely for informative purposes and is obtained from sources believed to be reliable. Information is in no way guaranteed. No guarantee of any kind is implied or possible where projections of future conditions are attempted. Investments in securities market are subject to market risks, read all the related documents carefully before investing.

All rights reserved by Abbasi and Company (Private) Limited. This report or any portion hereof may not be reproduced, distributed, or published by any person for any purpose whatsoever. Nor can it be sent to a third party without prior consent of Abbasi and Company (Private) Limited. Action could be taken for unauthorized reproduction, distribution, or publication.

The research analyst, primarily involved in the preparation of this report, certifies that (1) the views expressed in this report accurately reflect his/her personal views about the subject commodity/index /currency pair and (2) no part of his/her compensation was, is or will be directly or indirectly related to the specific recommendations or views expressed in this report.

DISCLOSURE

Following exchange rates are used to convert investment and profit values:

- USD/PKR: 301.00
- JPY/PKR: 2.06

To arrive at our Target Price, Abbasi & Company (Private) Limited uses following methods:

- Technical Analysis
- Fundamental Analysis

Furthermore, profit and returns are inclusive of all expenses including PMEX Fee, ACPL Fee & Sales Tax

RESEARCH DISSEMINATION POLICY

Abbasi & Company (Private) Limited endeavors to make all reasonable efforts to disseminate research to all eligible clients in a timely manner through either physical or electronic distribution such as email, fax mail etc. Nevertheless, all clients may not receive the material at the same time.

PREPARED BY

Haroon Abdul Razzaq
Phone: (+92) 42 38302028
Ext: 116
Email: haroon@abbasiandcompany.com

RESEARCH DEPARTMENT

6 - Shadman, Lahore
Phone: (+92) 42 38302028; Ext: 116, 117
Email: research@abbasiandcompany.com
web: www.abbasiandcompany.com

HEAD OFFICE

6 - Shadman, Lahore
Phone: (+92) 42 38302028
Email: support@abbasiandcompany.com
web: www.abbasiandcompany.com